



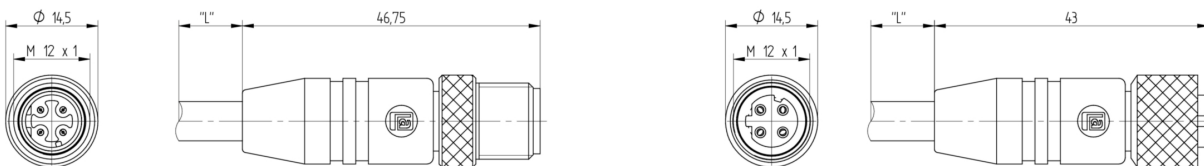
Product: [0985 342 116](#)

Fast Ethernet Cat5e Data Double-Ended Cordset: Male straight D-coded black M12 Standard to female straight D-coded black M12 Standard, shielded, 50 V AC / 60 V DC, 4 A; PUR green cable, 4-wires, 2x2x0.34 mm²

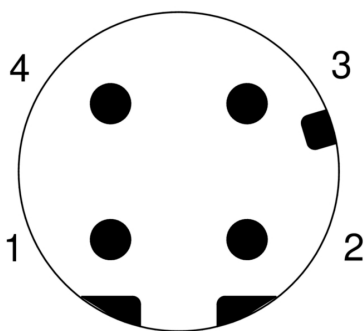
Product Description

Fast Ethernet Cat5e Data Double-Ended Cordset: Male straight D-coded black M12 Standard to female straight D-coded black M12 Standard, shielded, 50 V AC / 60 V DC, 4 A; PUR green cable, 4-wires, 2x2x0.34 mm²

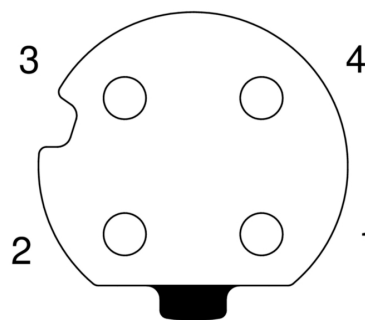
Technical Drawing



Male



Female



Technical Specifications

Face View Side 1

Pin 1	Pin 2	Pin 3	Pin 4
yellow	white	orange	blue

Face View Side 2

Pin 1	Pin 2	Pin 3	Pin 4

Product Description

Product Family:	Data Connectors
Brand:	Lumberg Automation
Connector Type:	Cordset, double ended
Shielding:	Shielded
Rated Voltage:	60 V
Rated Impulse Voltage:	1.5 kV
Operating Voltage:	50 V AC / 60 V DC
Rated Current*:	4 A
Data Transmission:	Fast Ethernet Cat5e
Data Transmission Rate:	100 Mbit/s

Technical Data Side 1

Product Sub Family:	M12 Standard
Type of Contact / Gender:	Male
Connector Design:	Straight
Attachment Type:	Coupling Screw
Number of Pins:	4
Coding:	D
Contact Resistance:	≤ 10 mOhm
Insulation Resistance:	> 10 ⁹ Ohm
Mating Cycles:	≤ 100
Ambient Temperature (Operation)*:	- 40 °C - + 90 °C
Protection Degree / IP Rating**:	IP65, IP67, IP69K
Design Standard:	IEC 61076-2-101
Pollution Degree:	3 acc. to DIN EN 60664-1 (VDE 0110-1)
Overvoltage Category:	III acc. to DIN EN 60664-1 (VDE 0110-1)
Contact Base Material:	CuSn
Contact Plating:	Cu/Au
Contact Bearer Material:	PBT
Contact Bearer Color:	Black
Flammability Class (Contact Bearer):	UL 94 HB
Molded Body Material:	TPU
Molded Body Color:	Black
Flammability Class (Molded Body):	UL 94 HB
Attachment Material:	CuZn
Attachment Plating:	Nickel-plated
Shielding Material:	CuZn, tin-plated
Fastening Torque (Attachment):	M 12x1: (50-60) Ncm, hand-tight
Note:	Do not connect or disconnect under load.

Cable Data

Cable Number:	342
Conductor Size:	2x2x0.34 mm ²
Number of Wires:	4
Minimal Bending Radius (Fixed Inst):	> 5 x D
Minimal Bending Radius (Flexible Inst):	> 10 x D
Cycles (Bending):	> 2 M
Cycles (Torsion):	> 2 M @ ± 360 °/1 m
Conductor material:	Cu
Cable Jacket Material:	PUR

Cable Jacket Color:	green matt similarly RAL 6018
Cable Diameter D:	ø 6.50 ± 0.20 mm
Wire Insulation Material:	PP
Insulated Wire Diameter:	ø 1.58 ± 0.05 mm
Overall Shield (Cable):	Cu-ETP1 tinned
Foil shield:	Al-PT Foil
Ambient Temperature (Fixed Installation):	- 50 °C - + 80 °C
Ambient Temperature (Flex Installation):	- 25 °C - + 80 °C
Ambient Temperature (Drag Chain Inst):	- 25 °C - + 60 °C
UL Cable Type:	AWM: 20549
Flammability Class (Cable Jacket):	DIN EN 60332-2-2, VDE 0482-332-2-2, IEC 60332-2-2, CSA FT-2, flame-retardant
Cable Characteristics:	Exclusion of dangerous materials; Line construction similar PROFInet C-Specification; Line requirements similar: IEC 11801, IEC 61156 (CAT 5), EN 50173, EN 50288-2-2 (100MHz-cable and EIA/TIA 568 B (CAT 5e), Good microbes and hydrolysis resistance; Mainly plasticizer diffusion free; Good chemical and oil resistance; Exclusion of PVC and Silicone; LABS-free of lacquer wetting disturbing substances; Coldness flexibility
Core Colors:	Twisted pairs: white & blue, yellow & orange

Technical Data Side 2

Product Sub Family, Side 2:	M12 Standard
Type of Contact / Gender, Side 2:	Female
Connector Design, Side 2:	Straight
Attachment Type, Side 2:	Coupling Nut
Number of Pins, Side 2:	4
Coding, Side 2:	D
Contact Resistance, Side 2:	≤ 10 mOhm
Insulation Resistance, Side 2:	> 10 ⁹ Ohm
Mating Cycles, Side 2:	≤ 100
Ambient Temperature (Operation), Side 2*:	- 40 °C - + 90 °C
Protection Degree / IP Rating, Side 2**:	IP65, IP67, IP69K
Design Standard, Side 2:	IEC 61076-2-101
Pollution Degree, Side 2:	3 acc. to DIN EN 60664-1 (VDE 0110-1)
Overvoltage Category, Side 2:	III acc. to DIN EN 60664-1 (VDE 0110-1)
Contact Base Material, Side 2:	CuSn
Contact Plating, Side 2:	Cu/Au
Contact Bearer Material, Side 2:	PBT
Contact Bearer Color, Side 2:	Black
Flammability Class (Contact Bearer), Side 2:	UL 94 HB
Molded Body Material, Side 2:	TPU
Molded Body Color, Side 2:	Black
Flammability Class (Molded Body), Side 2:	UL 94 HB
Attachment Material, Side 2:	CuZn
Attachment Plating, Side 2:	Nickel-plated
Shielding Material, Side 2:	CuZn, tin-plated
Fastening Torque (Attachment), Side 2:	M 12x1: (50-60) Ncm, hand-tight

Safety & Environmental Compliance

RoHS Compliant:	yes
-----------------	-----

Resistances

Halogenfree:	DIN EN 50267-2-1, IEC 60754-1, VDE 0482-267-2-1
Oil Resistance:	EN 60811 Part 2-1

Notes

Note Derating:	Notice derating
Protection Degree / IP Rating Note:	** only if mounted and locked in combination with Hirschmann / Lumberg Automation connector.

Variants

Item #	Item Description	Cable Length
11956	0985 342 116/0,3 M	0.3 m
934715001	0985 342 116/0,5 M	0.5 m
11957	0985 342 116/0,6 M	0.6 m
934715002	0985 342 116/1 M	1 m
934715035	0985 342 116/1,5 M	1.5 m
934715003	0985 342 116/2 M	2 m
934715032	0985 342 116/2,5 M	2.5 m
934715033	0985 342 116/3 M	3 m
934715036	0985 342 116/3,5 M	3.5 m
934715037	0985 342 116/4 M	4 m
934715034	0985 342 116/4,5 M	4.5 m
934715004	0985 342 116/5 M	5 m
934715005	0985 342 116/5,5 M	5.5 m
934715006	0985 342 116/6 M	6 m
934715007	0985 342 116/6,5 M	6.5 m
934715008	0985 342 116/7 M	7 m
934715009	0985 342 116/7,5 M	7.5 m
11959	0985 342 116/8 M	8 m
11961	0985 342 116/9 M	9 m
934715010	0985 342 116/10 M	10 m
934715011	0985 342 116/15 M	15 m
934715012	0985 342 116/20 M	20 m
934715013	0985 342 116/25 M	25 m
934715014	0985 342 116/30 M	30 m
934715015	0985 342 116/35 M	35 m
11972	0985 342 116/40 M	40 m
11975	0985 342 116/45 M	45 m
11977	0985 342 116/50 M	50 m

© 2020 Belden, Inc

All Rights Reserved.

Although Belden makes every reasonable effort to ensure their accuracy at the time of this publication, information and specifications described here in are subject to error or omission and to change without notice, and the listing of such information and specifications does not ensure product availability.

Belden provides the information and specifications herein on an "ASIS" basis, with no representations or warranties, whether express, statutory or implied. In no event will Belden be liable for any damages (including consequential, indirect, incidental, special, punitive, or exemplary damages) whatsoever, even if Belden has been advised of the possibility of such damages, whether in an action under contract, negligence or any other theory, arising out of or in connection with the use, or inability to use, the information or specifications described herein.

All sales of Belden products are subject to Belden's standard terms and conditions of sale.

Belden believes this product to be in compliance with all applicable environmental programs as listed in the data sheet. The information provided is correct to the best of Belden's knowledge, information and belief at the date of its publication. This information is designed only as a general guide for the safe handling, storage, and any other operation of the product itself or the one that it becomes a part of. The Product Disclosure is not to be considered a warranty or quality specification. Regulatory information is for guidance purposes only. Product users are responsible for determining the applicability of legislation and regulations based on their individual usage of the product.